

Material
Data Sheet



EOS CopperAlloy CuNi30

Excellent Corrosion Resistance in Salt Water

EOS CopperAlloy CuNi30

Excellent Corrosion Resistance in Salt Water

EOS CopperAlloy CuNi30 is a copper alloy with excellent corrosion resistance in salt water. It has good strength and ductility. CuNi30 has good ductility also in very low temperatures. Material is in accordance with UNS 96400.

Main Characteristics:

- Good corrosion resistance in salt water
- Performance in very low temperatures
- Stable processability

Typical Applications:

- Pumps and impellers
- Marine applications

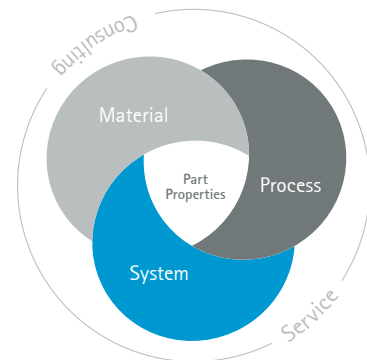
The EOS Quality Triangle

EOS uses an approach that is unique in the AM industry, taking each of the three central technical elements of the production process into account: the system, the material and the process. The data resulting from each combination is assigned a Technology Readiness Level (TRL) which makes the expected performance and production capability of the solution transparent.

EOS incorporates these TRLs into the following two categories:

- Premium products (TRL 7-9): offer highly validated data, proven capability and reproducible part properties.
- Core products (TRL 3 and 5): enable early customer access to newest technology still under development and are therefore less mature with less data.

All of the data stated in this material data sheet is produced according to EOS Quality Management System and international standards.




Powder Properties

CuNi30 is a copper alloy according to ASTM B369-09 UNS 96400.

Powder chemical composition (wt.-%)

Element	Min	Max
Cu	Balance	
Pb	-	0.01
Fe	0.25	1.5
Ni	28.0	32.0
Mn	-	1.5
Si	-	0.50
Nb	0.50	1.5
P	-	0.02
S	-	0.02
C	-	0.15



SEM micrograph of EOS Copper Alloy CuNi30 powder.

Powder particle size

Generic particle size distribution	15-63 μm
------------------------------------	----------

Modulus of elasticity

State	As manufactured
Modulus of elasticity [GPa] Vertical	145
Modulus of elasticity [GPa] Horizontal	155

Testing according to EN ISO 6892-1 Method A, Range 1 (0,00007 1/s)

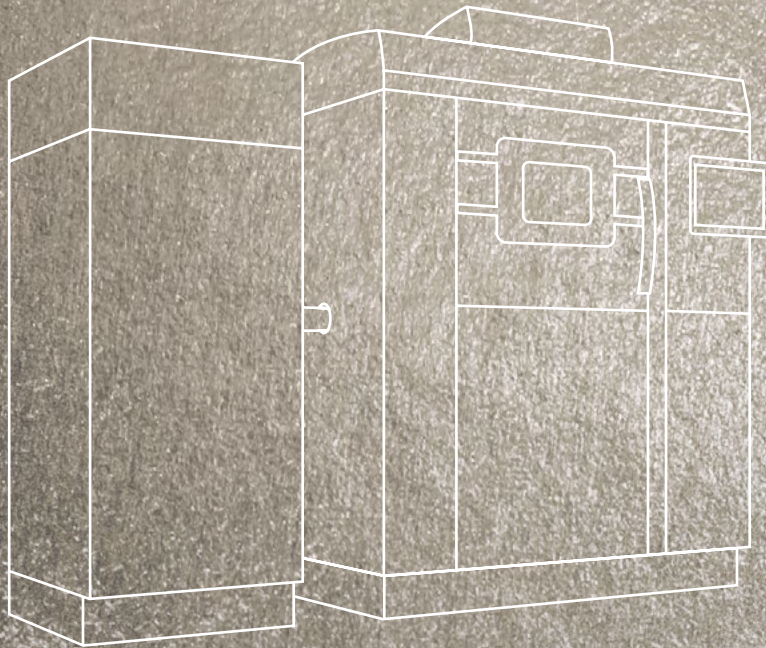
Impact toughness

Temperature	-85 °C	-20 °C	0 °C	Room temperature
As manufactured vertical [J]	190	190	185	175
Heat treated vertical [J]	-	120	115	120

Testing according to ISO 148-1, Charpy-V.

Coefficient of Thermal Expansion ASTM E228

Temperature	25 – 100 °C	25 – 200 °C	25-300 °C	25-400 °C	25-500 °C	25-600 °C
CTE	$14.0 \cdot 10^{-6}/K$	$15.6 \cdot 10^{-6}/K$	$16.1 \cdot 10^{-6}/K$	$16.5 \cdot 10^{-6}/K$	$16.8 \cdot 10^{-6}/K$	$17.2 \cdot 10^{-6}/K$



EOS CopperAlloy CuNi30 for EOS M 290 | 60 μm

Process Information
Heat Treatment
Physical Part Properties
Mechanical Properties
Additional Data

EOS CopperAlloy CuNi30 for EOS M 290 | 60 µm

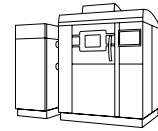
Process Information

System set-up	EOS M 290
EOSPAR name	CuNi30_060_CoreM291
Software requirements	EOSPRINT 2.11 or newer EOSYSTEM 2.15 or newer
Powder part no.	9030-0018
Recoater blade	HSS
Nozzle	EOS grid nozzle
Inert gas	Argon
Sieve	90 µm

Additional information

Layer thickness	60 µm
Volume rate	5.2 mm ³ /s
Typical dimensional change after HT	0.1%

Physical properties of parts¹



Etched micrograph in as manufactured state

Defects	Result
Average defect percentage	< 0.1 %
Density, ISO3369	≥ 8.88 g/cm ³

Typical mechanical properties

	Yield strength R _{p0.5} [MPa]	Tensile strength R _m [MPa]	Elongation at break A [%]
As manufactured vertical	370	450	35
As manufactured horizontal	420	500	30
Heat treated vertical	500	610	28
Heat treated horizontal	560	700	22

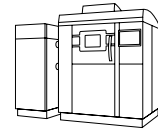
Testing as per ISO 6892-1

Typical hardness ISO 6508-1

Rockwell

Heat treated (stress relieved)	90 HRB
As manufactured	75 HRB

Heat Treatment

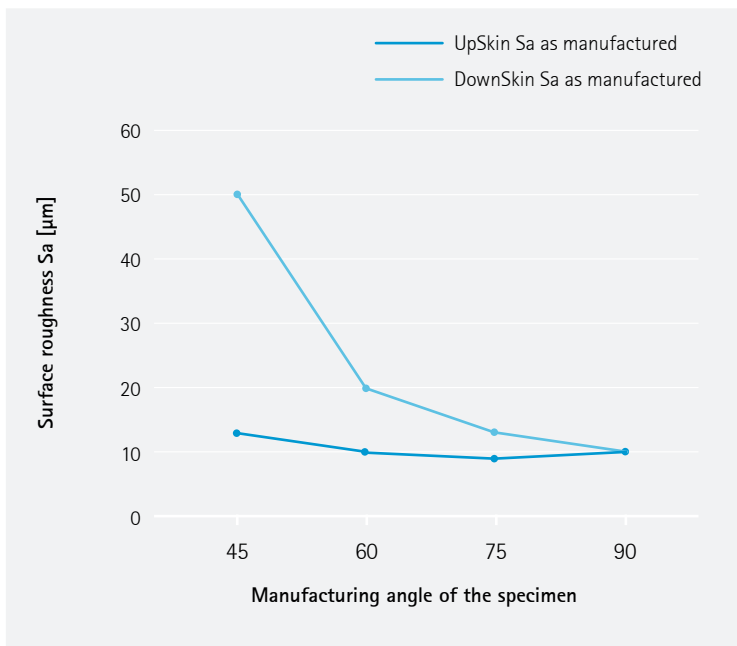


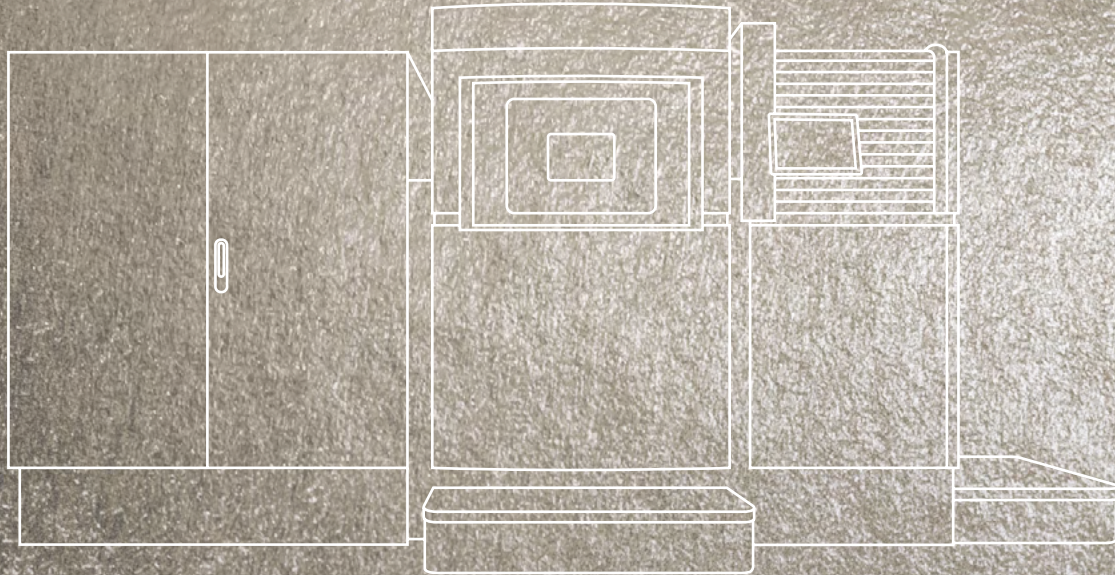
Optional stress relieve

Optional stress relieve at 600 °C for 2 hours. Air cooling.
Stress relieve reduces ductility of material.

Additional Data¹

Surface roughness





EOS CopperAlloy CuNi30 for EOS M 400-1 | 60 μm

Process Information
Heat Treatment
Physical Part Properties
Mechanical Properties
Additional Data

EOS CopperAlloy CuNi30 for EOS M 400-1 | 60 µm


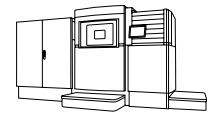
Process Information

System set-up		EOS M 400-1
EOSPAR name		CuNi30_060_CoreM400
Software requirements		EOSPRINT 2.11 or newer EOSYSTEM 2.15 or newer
Powder part no.		9030-0018
Recoater blade		HSS
Inert gas		Argon
Sieve		90 µm

Additional information

Layer thickness		60 µm
Volume rate		5.2 mm ³ /s
Typical dimensional change after HT		0.1%

Physical properties of parts¹



Micrograph of a polished surface

Defects	Result
Average defect percentage	< 0.1 %
Density, ISO3369	$\geq 8.88 \text{ g/cm}^3$

Typical mechanical properties

	Yield strength $R_{p0.5}$ [MPa]	Tensile strength R_m [MPa]	Elongation at break A [%]
As manufactured vertical	370	420	34
As manufactured horizontal	410	470	30
Heat treated vertical	500	610	28
Heat treated horizontal	560	700	22

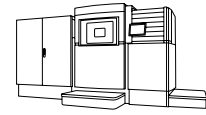
Testing as per ISO 6892-1

Typical hardness ISO 6508-1

Rockwell

Heat treated (stress relieved)	90 HRB
As manufactured	75 HRB

Heat Treatment

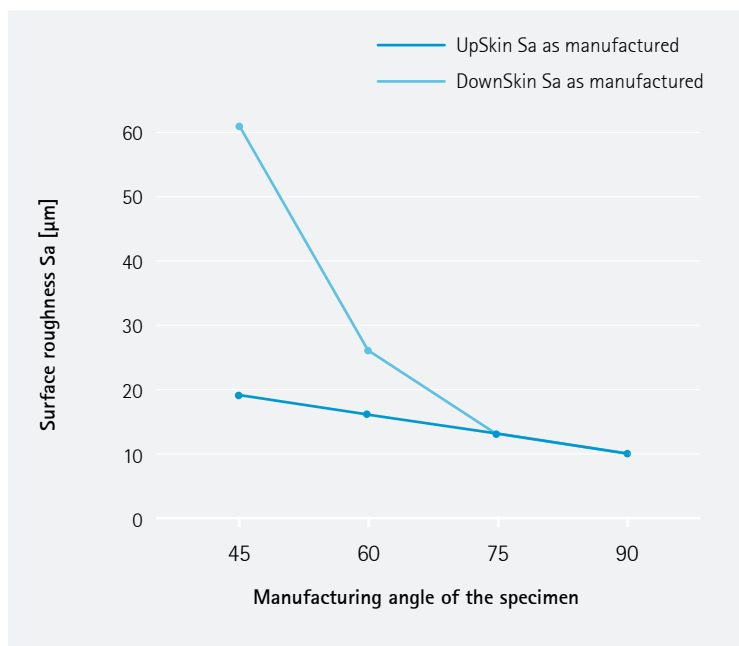



Optional stress relieve

Optional stress relieve at 600 °C for 2 hours. Air cooling.
Stress relieve reduces ductility of material.

Additional Data¹

Surface roughness





EOS CopperAlloy CuNi30 for EOS M 400-4 | 60 μm

Process Information
Heat Treatment
Physical Part Properties
Mechanical Properties
Additional Data

EOS CopperAlloy CuNi30 for EOS M 400-4 | 60 µm


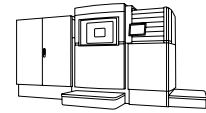
Process Information

System set-up		EOS M 400-4
EOSPAR name	CuNi30_060_CoreM404	
Software requirements	EOSPRINT 2.11 or newer EOSYSTEM 2.15 or newer	
Powder part no.	9030-0018	
Recoater blade	HSS	
Inert gas	Argon	
Sieve	90 µm	

Additional information

Layer thickness	60 µm
Volume rate	4 x 5.2 mm ³ /s
Typical dimensional change after HT	0.1%

Physical properties of parts¹



Micrograph of a polished surface

Defects	Result
Average defect percentage	< 0.1 %
Density, ISO3369	$\geq 8.88 \text{ g/cm}^3$

Typical mechanical properties

	Yield strength $R_{p0.5}$ [MPa]	Tensile strength R_m [MPa]	Elongation at break A [%]
As manufactured vertical	375	445	26
As manufactured horizontal	410	480	31
Heat treated vertical	500	610	28
Heat treated horizontal	560	700	22

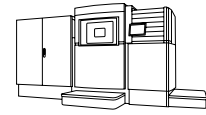
Testing as per ISO 6892-1

Typical hardness ISO 6508-1

Rockwell

Heat treated (stress relieved)	90 HRB
As manufactured	75 HRB

Heat Treatment

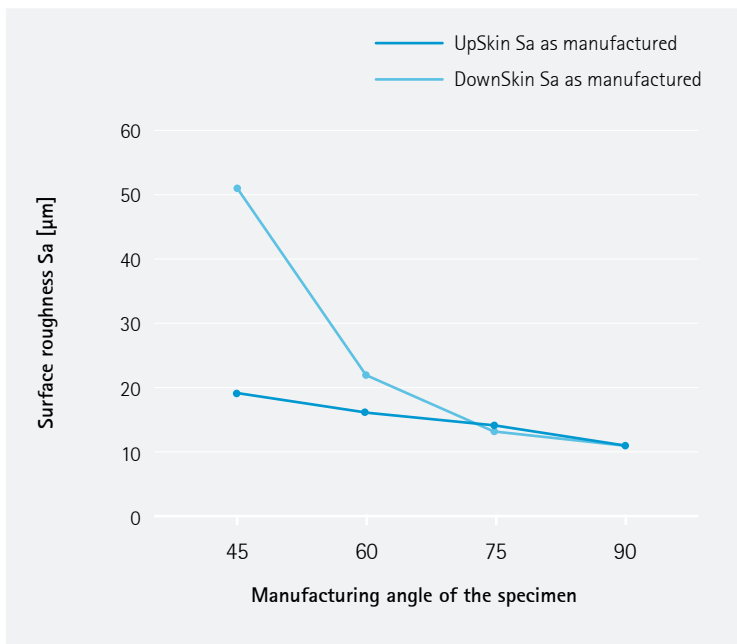


Optional stress relieve

Optional stress relieve at 600 °C for 2 hours. Air cooling.
Stress relieve reduces ductility of material.

Additional Data¹

Surface roughness



Headquarters

EOS GmbH
Electro Optical Systems
Robert-Stirling-Ring 1
D-82152 Krailling/Munich
Germany
Phone +49 89 893 36-0
info@eos.info

www.eos.info

 EOS

 EOS3Dprinting

 EOS3Dprinting

#responsiblemanufacturing

#futureisadditive

Further Offices

EOS France
Phone +33 437 497 676

EOS Greater China
Phone +86 21 602 307 00

EOS India
Phone +91 443 964 8000

EOS Italy
Phone +39 023 340 1659

EOS Japan
Phone +81 45 670 0250

EOS Korea
Phone +82 2 6330 5800

EOS Nordic & Baltic
Phone +46 31 760 4640

EOS of North America
Phone +1 877 388 7916

EOS Singapore
Phone +65 6430 0463

EOS UK
Phone +44 1926 675 110

Status 04/2024

EOS is certified according to ISO 9001. EOS® and EOSPRINT® are registered trademarks of EOS GmbH Electro Optical Systems in some countries. For more information visit www.eos.info/trademarks.

Cover: This image shows a possible application.

¹ Part properties are provided for information purposes only and EOS makes no representation or warranty, and disclaims any liability, with respect to actual part properties achieved. Part properties are dependent on a variety of influencing factors and therefore, actual part properties achieved by the user may deviate from the information stated herein.

This document does not on its own represent a sufficient basis for any part design, neither does it provide any agreement or guarantee about the specific properties of a material or part or the suitability of a material or a part for a specific application.

The achievement of certain part properties as well as the assessment of the suitability of this material for a specific purpose is the sole responsibility of the user.

